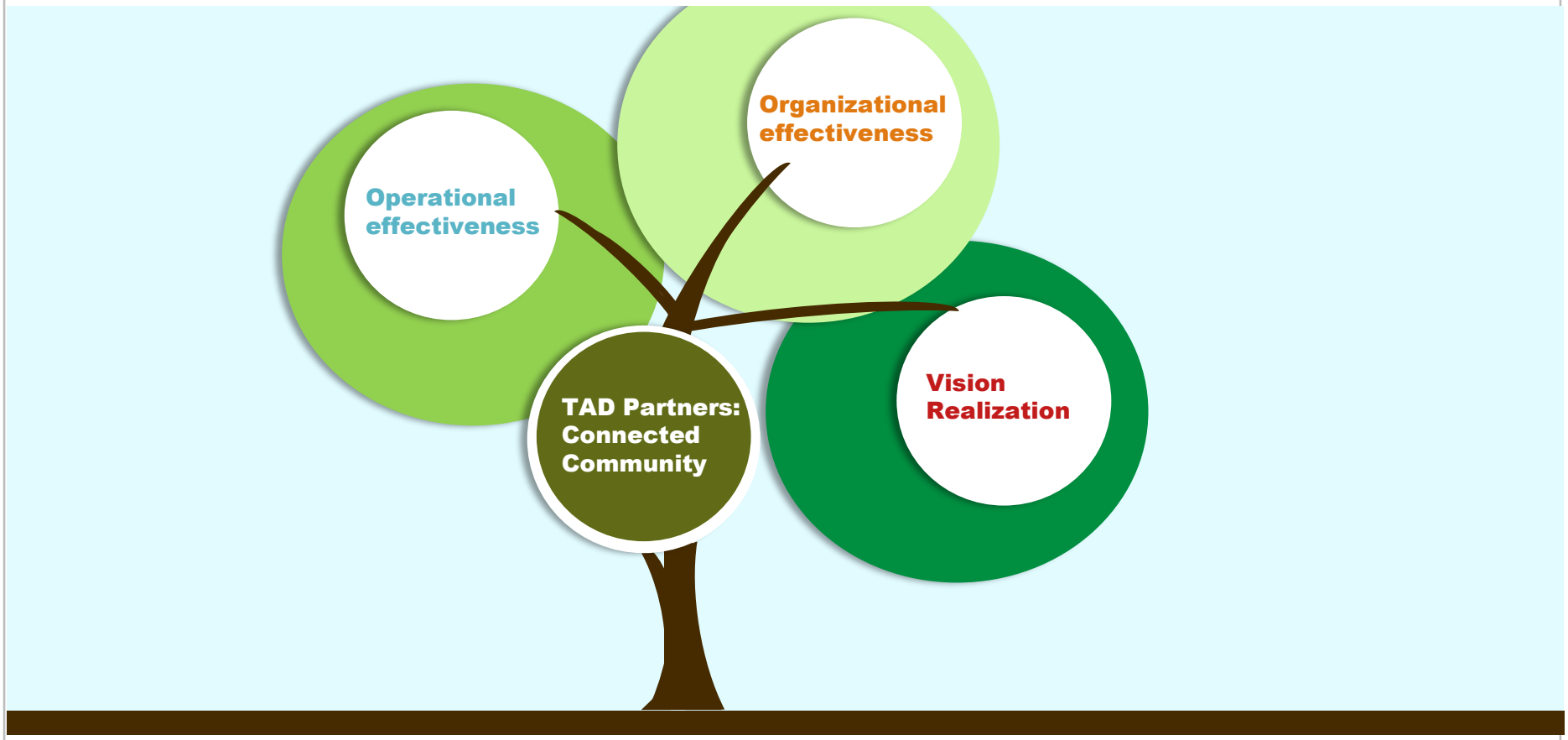

PNODN:
Creating a Connected Community through Vision Realization

October 19, 2015

adaQuest, Inc.

Services

- Vr — VISION REALIZATION™
- Se — SOFTWARE ENGINEERING
- Ls — LOCALIZATION SERVICES
- It — INFORMATION TECHNOLOGY

Clients

Microsoft, tableau, amazon.com, NORDSTROM, King County, TECTONIC, NPH USA, LOCKHEED MARTIN, SONY, OneAccord, caradigm

Based in Bellevue, WA

Introductions

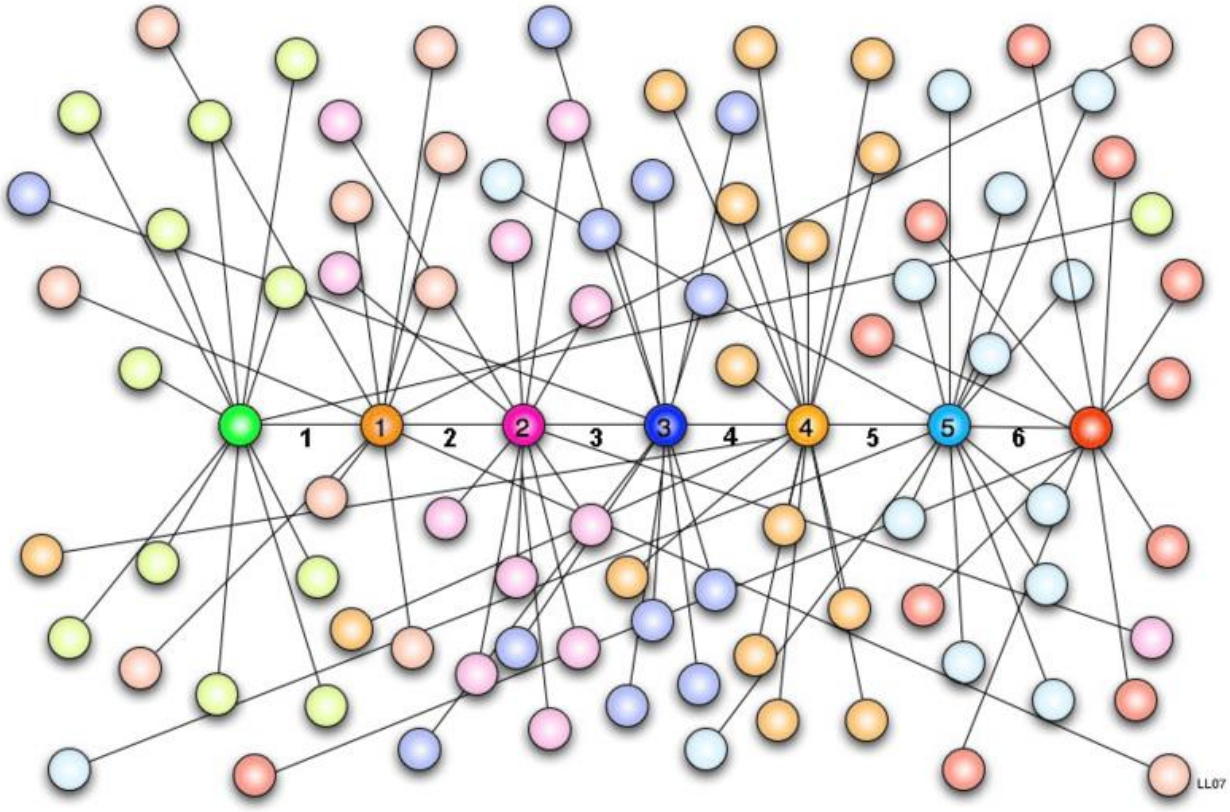

Goals

- Share knowledge amongst the group
- Explore how you make organizations better
- Share our TAD approach
- Share our vision for created a more connected community

What role do you play in helping organizations to be more effective?

1. How do you address vision when you are doing a change intervention?
2. How do you network/learn from others?

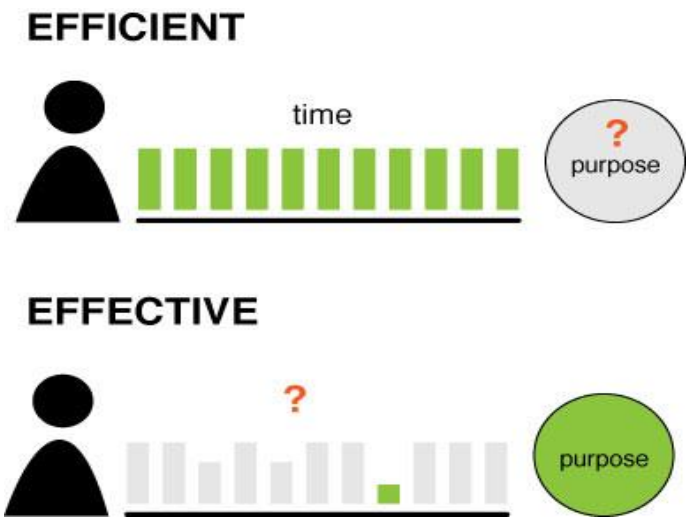

1 minute – write down your thoughts

4 minute - share with a partner (2 min ea)

5 minutes – harvest ideas from group



What challenges and pain points do you encounter?

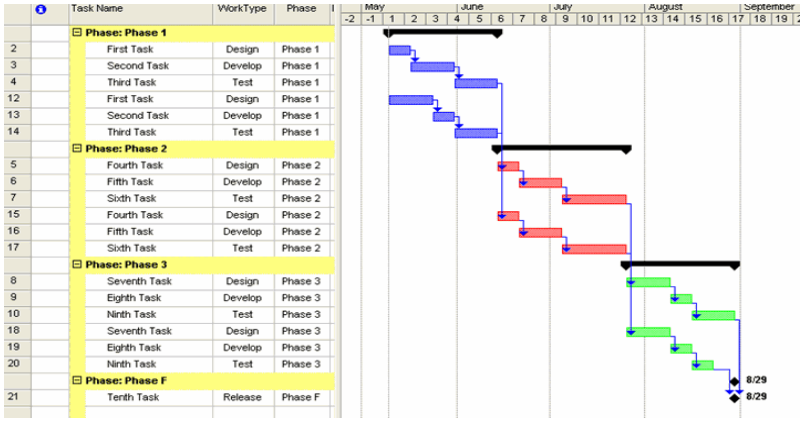

	Task Name	WorkType	Phase
	Phase: Phase 1		
2	First Task	Design	Phase 1
3	Second Task	Develop	Phase 1
4	Third Task	Test	Phase 1
12	First Task	Design	Phase 1
13	Second Task	Develop	Phase 1
14	Third Task	Test	Phase 1
	Phase: Phase 2		
5	Fourth Task	Design	Phase 2
6	Fifth Task	Develop	Phase 2
7	Sixth Task	Test	Phase 2
15	Fourth Task	Design	Phase 2
16	Fifth Task	Develop	Phase 2
17	Sixth Task	Test	Phase 2
	Phase: Phase 3		
8	Seventh Task	Design	Phase 3
9	Eighth Task	Develop	Phase 3
10	Ninth Task	Test	Phase 3
18	Seventh Task	Design	Phase 3
19	Eighth Task	Develop	Phase 3
20	Ninth Task	Test	Phase 3
	Phase: Phase F		
21	Tenth Task	Release	Phase F

What aspects of project management do you employ?

Vision Realization and TAD

Foundational Elements of Success

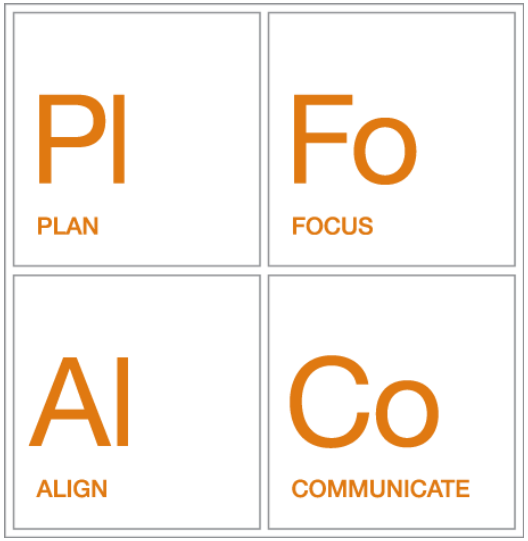

Plan – Scale planning to the needs of the business

Align – Drive Leadership team alignment on direction

Focus – Provide right amount of structure

Communicate – Intentional communication of the WHY

Operating Principles of Success

1. Cultural change readiness
2. Flexibility & accessibility
3. Right amount of structure & process
4. Connect & organically extend
5. Transparency & accountability
6. Team as owner “self-sufficiency”
7. Full adoption

TAD is Comprehensive, Yet Simple

THINK. Align your entire organization to your vision and establish a plan to make it happen.

T1 — STRATEGIZE | **T2 — PRIORITIZE** | **T3 — INSPIRE**

ACT. Execute on your organization's strategic initiatives step by step.

A1 — DESIGN | **A2 — BUILD** | **A3 — REPORT**

DELIVER. Transform your daily operations into a well-oiled, Vision Realization machine.

D1 — LAUNCH | **D2 — GROW** | **D3 — REINFORCE**

Org Competency Assessment

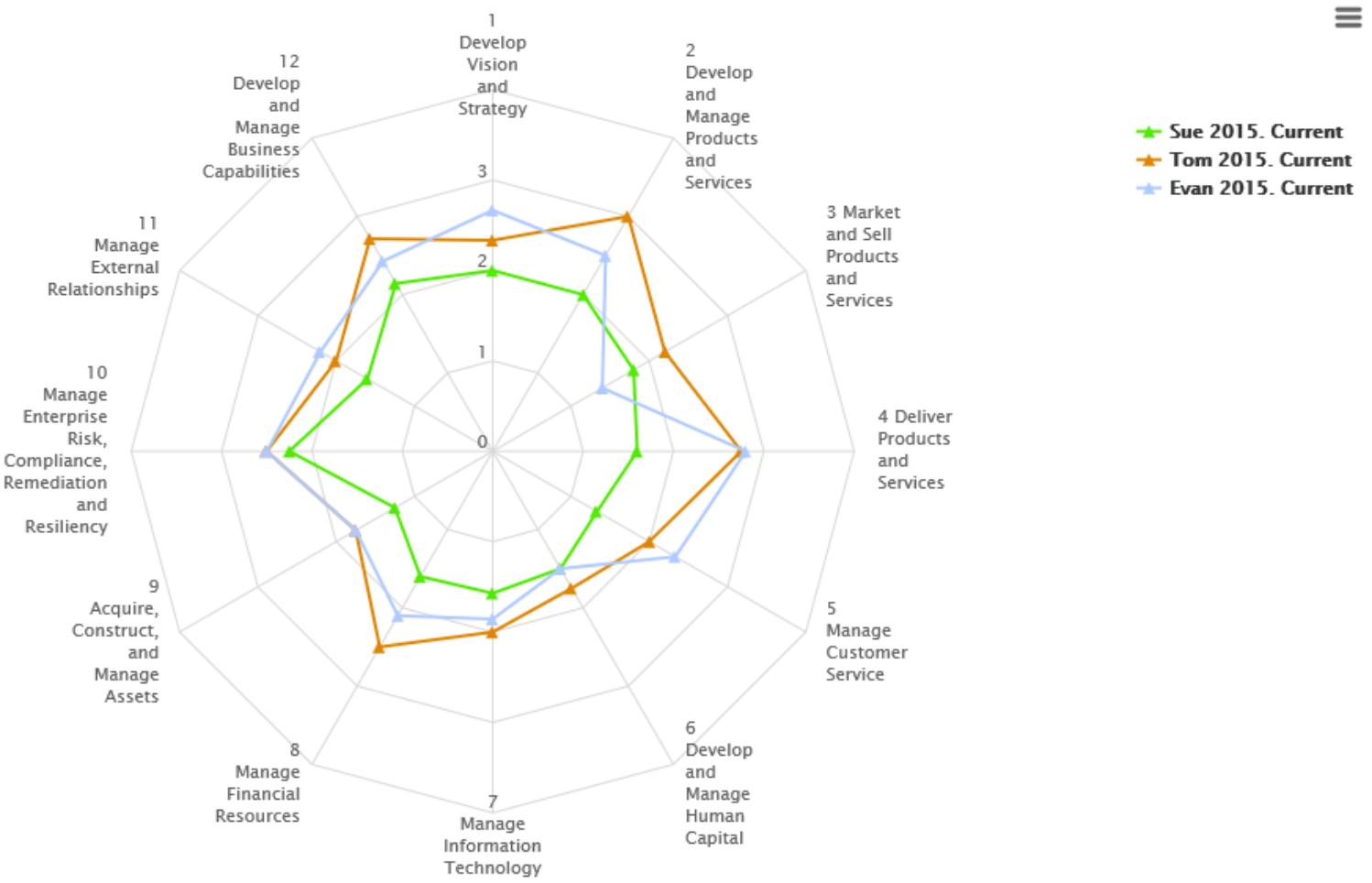

Focus on Action Plan

	Driver Name	Priority
	Innovate new process/materials	48.71%
	Increase Expertise of Employees	20.86%
	Speed up turn around	20.86%
	Reduce processing cost	9.57%



Confidence Interval

Make Trade-offs with Data

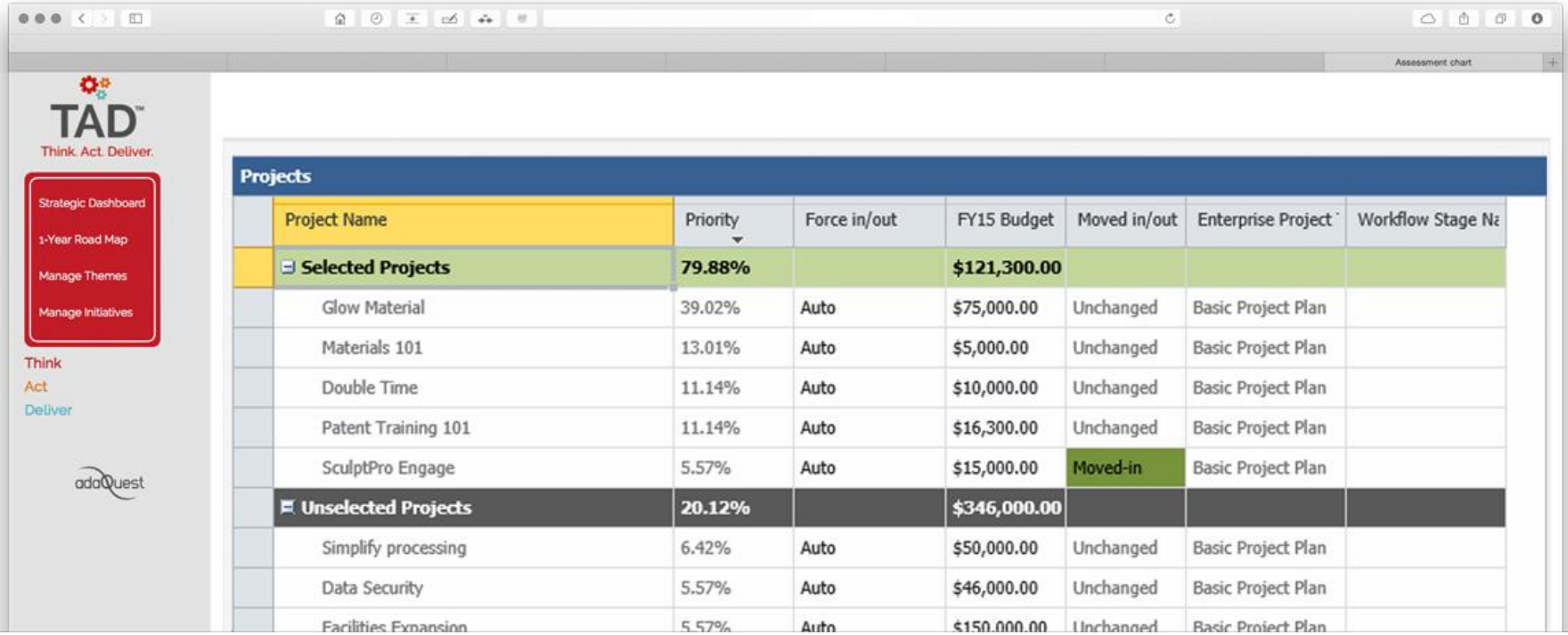

Projects

Project Name	Priority	Force in/out	FY15 Budget	Moved in/out	Enterprise Project	Workflow Stage Na
Selected Projects	**79.88%**		**$121,300.00**			
Glow Material	39.02%	Auto	$75,000.00	Unchanged	Basic Project Plan	
Materials 101	13.01%	Auto	$5,000.00	Unchanged	Basic Project Plan	
Double Time	11.14%	Auto	$10,000.00	Unchanged	Basic Project Plan	
Patent Training 101	11.14%	Auto	$16,300.00	Unchanged	Basic Project Plan	
SculptPro Engage	5.57%	Auto	$15,000.00	Moved-in	Basic Project Plan	
Unselected Projects	**20.12%**		**$346,000.00**			
Simplify processing	6.42%	Auto	$50,000.00	Unchanged	Basic Project Plan	
Data Security	5.57%	Auto	$46,000.00	Unchanged	Basic Project Plan	
Facilities Expansion	5.57%	Auto	$150,000.00	Unchanged	Basic Project Plan	

Report on Strategic Outcomes *and* Initiatives

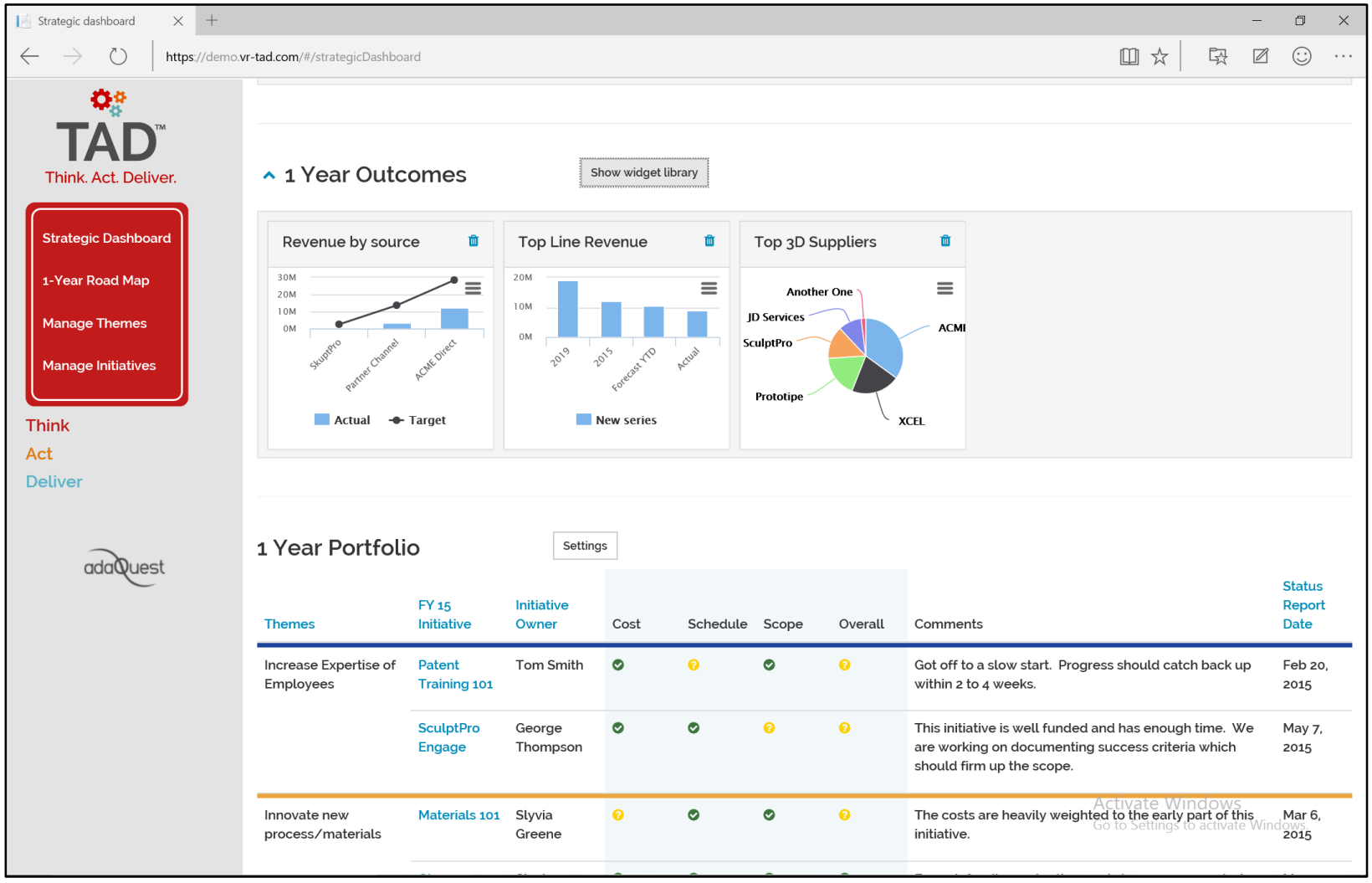

Stay Focused on Results with Real-Time Data

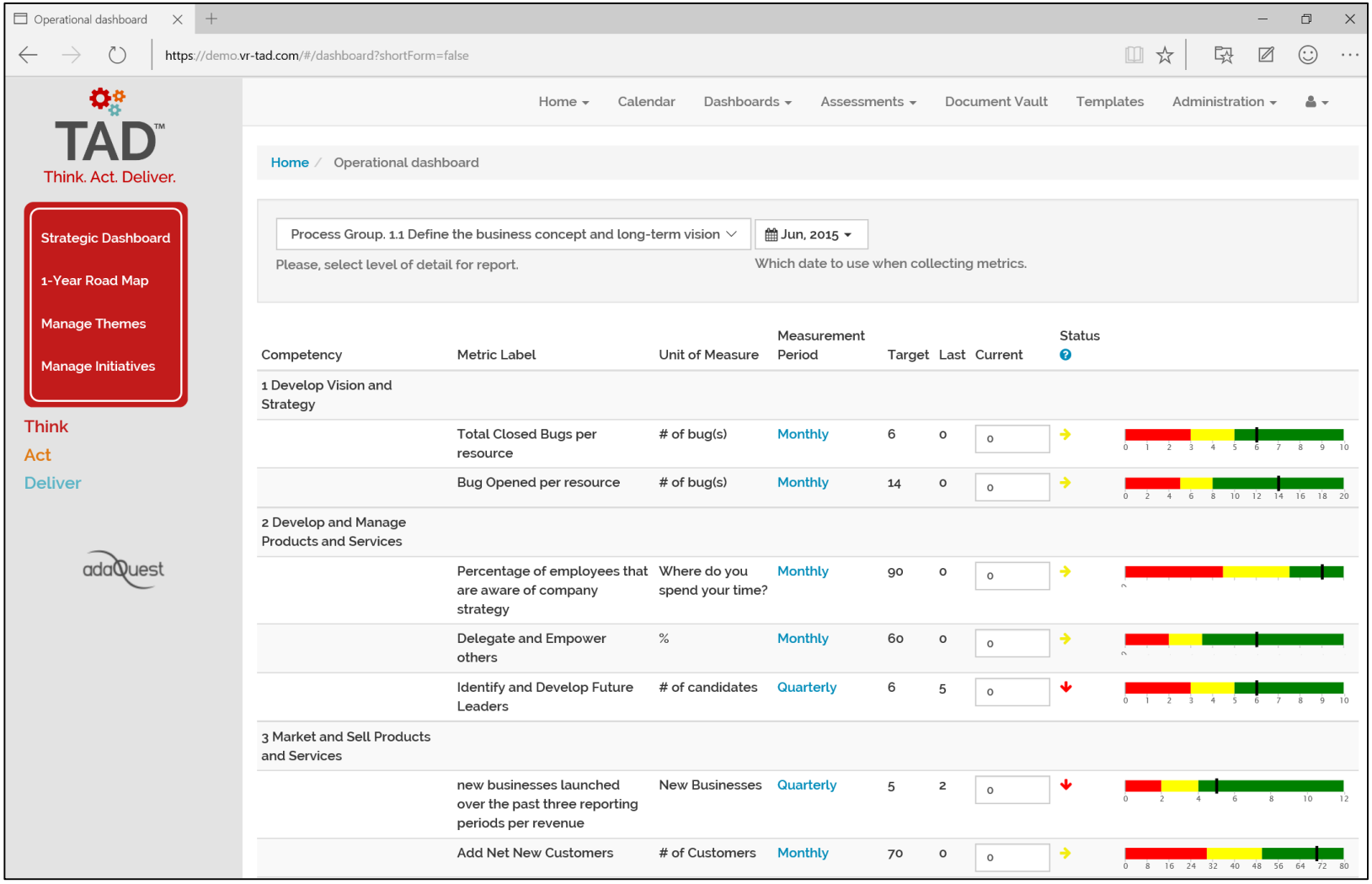

Competency	Metric Label	Unit of Measure	Measurement Period	Target	Last	Current	Status
1 Develop Vision and Strategy							
	Total Closed Bugs per resource	# of bug(s)	Monthly	6	0	0	
	Bug Opened per resource	# of bug(s)	Monthly	14	0	0	
2 Develop and Manage Products and Services							
	Percentage of employees that are aware of company strategy	Where do you spend your time?	Monthly	90	0	0	
	Delegate and Empower others	%	Monthly	60	0	0	
	Identify and Develop Future Leaders	# of candidates	Quarterly	6	5	0	
3 Market and Sell Products and Services							
	new businesses launched over the past three reporting periods per revenue	New Businesses	Quarterly	5	2	0	
	Add Net New Customers	# of Customers	Monthly	70	0	0	

Success looks like….

- TAD methodology is helping organizations big and small realize their vision
- TAD tool promotes effective implementations and consistent results
- Knowledge sharing and continual improvement
- Robust network of partner and practitioners

We'd love your involvement!

Q&A and Sharing

We invite you to consider one thing about the Think.Act.Deliver approach that intrigued you.

Interested to Learn More?

- Partner Primer 10/28
- TAD Webinar 11/11
- Partner Certification 11/18-11/19
- Partner Social 11/19

- Peter Lindburg, PeterL@adaquest.com
- 425-284-7826
- Carol Bubar, carolb@adaquest.com
- 425-284-7824

Thank You !